


THEME. „CAUSE - CONSEQUENCE“


Aims: Development of the understanding of the cause and consequence of the events
Development of vocabulary

Stage I


We show the card "Girl handles the toys" and say "The girl is managing the toys."
then we place a symbol "Tidy" next to her and say "The house is tidy. Beautiful".



We say: "Turn the tap off. Water does not go away." "Turn the tap on. The water runs out." "You can wash your hands."



We say: "The boy is dirty. Need to have a bathe." "The boy is bathing." Clean".



We say: "When we are watering a flower, the flower grows".



Stage II The child independently selects the appropriate symbol of consequences from several characters.

Stage III. Introducing the child with pictures which showing the same causes - consequences of the situation, doing the practical actions according to the causes of the consequences: we handle the toys, turn the tap off (on), wash our dirty hands, watering a flower, mimic growth in motions, etc. showing the symbols of situations.